

# ERP Dashboard Updates (Mar' 2026)

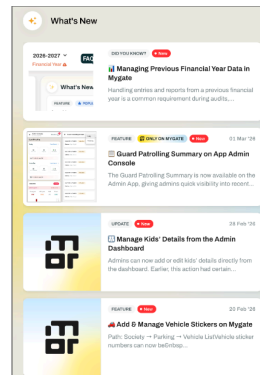
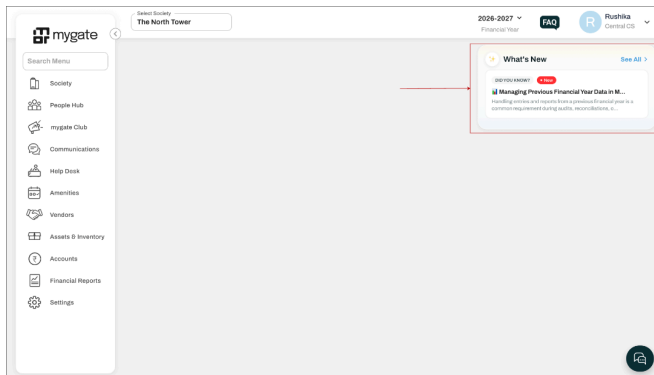
**Stay updated with the latest product releases on the dashboard & admin console!**

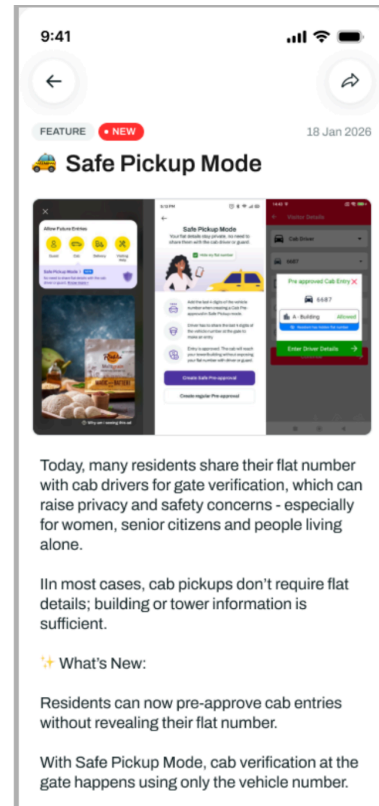
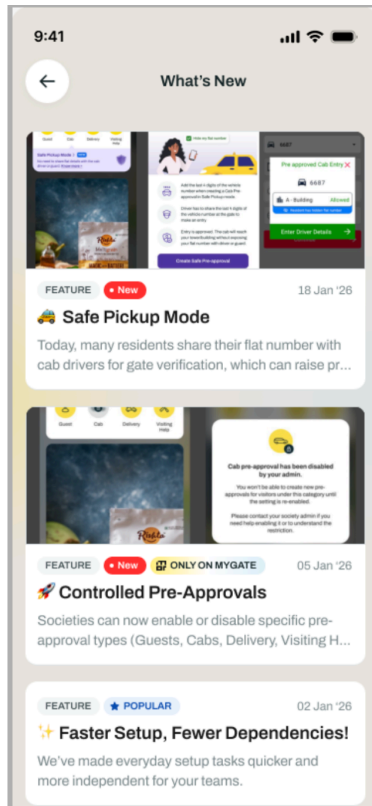
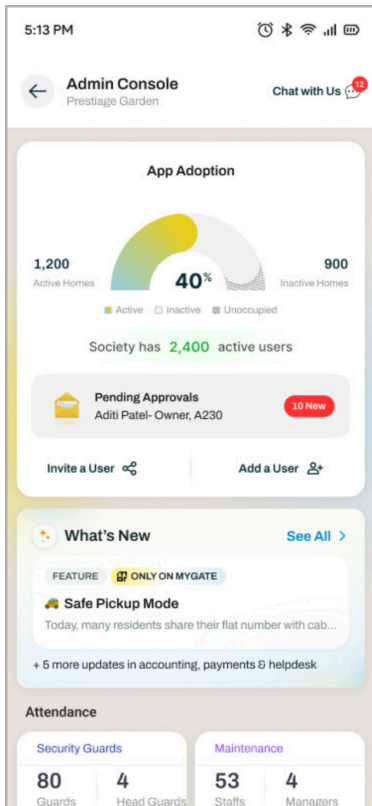
*Path: Dashboard >> "What's New" widget & App Admin Console >> "What's New" widget*

A new "What's New" section has been introduced on the dashboard and admin console to keep society admins informed about the latest feature releases and product updates. This section offers a listing view of all updates, along with a detailed view for each update, making it easy to explore and understand what's new across the Admin Console and Dashboard.

This provides the following benefits:

1. Stay informed about new features, improvements, and releases
2. View all updates in a simple listing page, and explore details through a dedicated detail page
3. Share specific updates easily using the copy link feature
4. Reduce dependency on external updates with in-product visibility





## Simplifying the daily expense booking workflow

*Path: Accounts >> Purchasing >> Vendor Bills & Payments >> Book Vendor Bill*

Expense booking workflows are now more error-proof with TDS deduction history displayed during vendor bill booking to prevent duplicates, and automatic sub-category selection ensuring new asset and inventory ledgers are classified correctly.

### 1. Details of the Last TDS Deducted Against Advance Payment to a Vendor

TDS Payable is deducted by societies under specified sections and sub-sections on goods or service purchases. This is typically handled by the accountant during the vendor bill booking process. However, in cases where an advance has been paid to the vendor before delivery of items, TDS deduction may have already happened on the advance amount. To prevent the risk of double TDS entry, details of the last advance amount paid and the TDS deducted against it are now displayed in the vendor bill booking form as a cautionary reminder.

For Accountants:

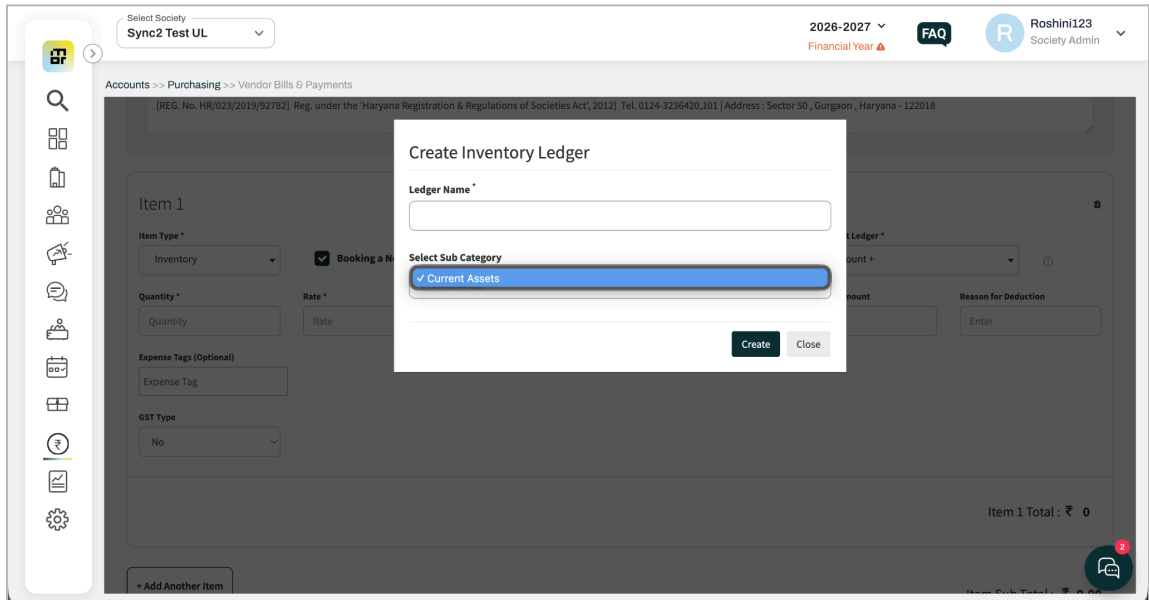
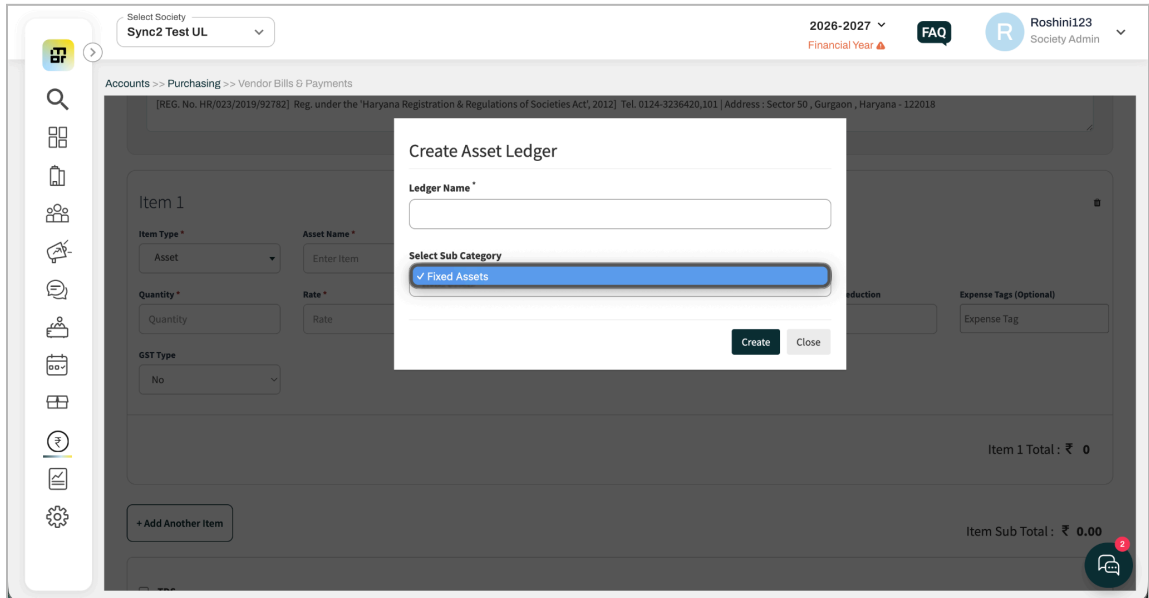
- Avoid double TDS deduction errors with visible advance payment history
- Better accuracy in TDS compliance and reporting

## 2. Only Relevant Sub-category allowed on Ledger Creation While Booking a Vendor Bill

There are three types of items possible on a vendor bill - expense, asset, or inventory. While expense ledgers generally stay constant during the course of a financial year, this may not be true if a new asset or inventory item is purchased. To make it convenient for the accountant, an option to create a new asset or inventory ledger is provided while booking the vendor bill. To ensure these ledgers are not created under the wrong sub-category, 'Fixed Asset' and 'Current Asset' will now be selected by default for asset and inventory items respectively.

For Accountants:

- Prevent ledger classification errors with automatic sub-category selection
- Faster ledger creation during vendor bill booking without manual category selection



## Key updates to manage the society's amenities smartly!

Managing amenity bookings is now smarter with automatic cancellation of unpaid bookings within hours and the ability to configure captcha settings at the individual amenity level for better control.

### 1. Restricted Editing of Amenity Bookings After Cancellation Window

*Path: Amenities >> Settings*

Earlier, residents were allowed to cancel bookings only within the configured cancellation window (in hours). However, bookings could still be edited beyond this window, leading to potential misuse.

With this update, residents will no longer be able to edit bookings once the cancellation window has passed.

Benefits:

1. Prevents misuse of booking edits beyond the allowed timeframe
2. Ensures fair and consistent booking policies
3. Provides better control over amenity usage

## **2. Allow Admin-Only Booking for Selected Amenities!**

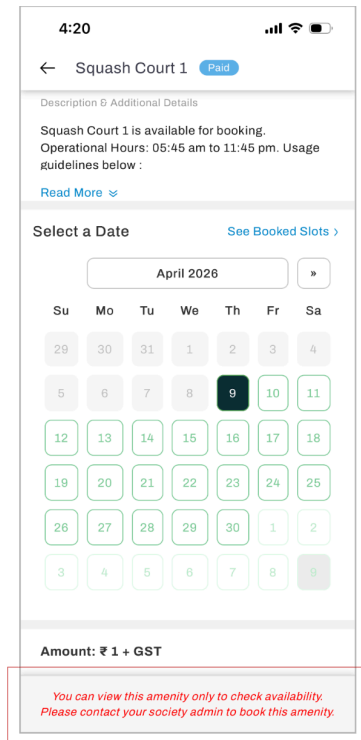
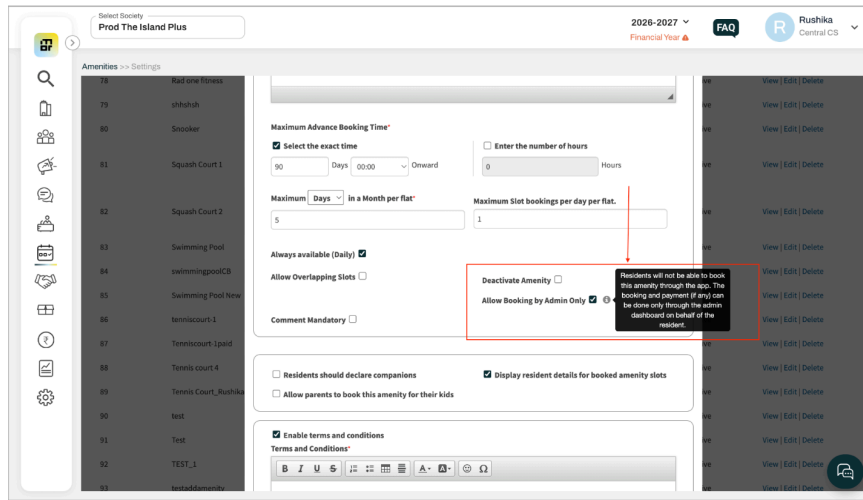
*Path: Amenities >> Settings*

A new setting has been introduced that allows admins to restrict booking for specific amenities to the admin only. When this setting is enabled, residents can view the amenity, check availability, and see details, but will not be able to book it through the app.

All bookings and payments (if applicable) can be completed by the admin from the dashboard on behalf of the resident. This is especially useful for amenities where pricing varies based on requirements and cannot be fixed in advance.

This provides the following benefits:

1. Enables better control over bookings for variable-priced amenities
2. Prevents incorrect bookings when pricing is not fixed
3. Allows admins to manage bookings and payments centrally



## Updates to enable Effective Purchase Management!

Purchase workflows are now smoother with requestors copied on all purchase emails for seamless communication, and committee members able to view supporting documents directly in the app admin console without switching to desktop.

### 1. Purchase Emails to have now have the requestor in CC

*Path: Accounts >> Purchasing >> Purchases*

Purchase emails are sent both to committee members for approvals and external vendors as formal requests for materials or services. In both scenarios, there is a possibility of confusion that requires back and forth communication to achieve clarity.

Earlier, the purchase email was only addressed to the receiver and they had to manage further communication separately. With this update, the requestor (store manager or accountant) will be marked in CC to allow direct communication in the same thread.

Benefits:

- Stay in the loop on all purchase-related communication automatically
- Better coordination between requestors, approvers, and vendors

## **2. Supporting documents now available in purchase approvals on app admin console**

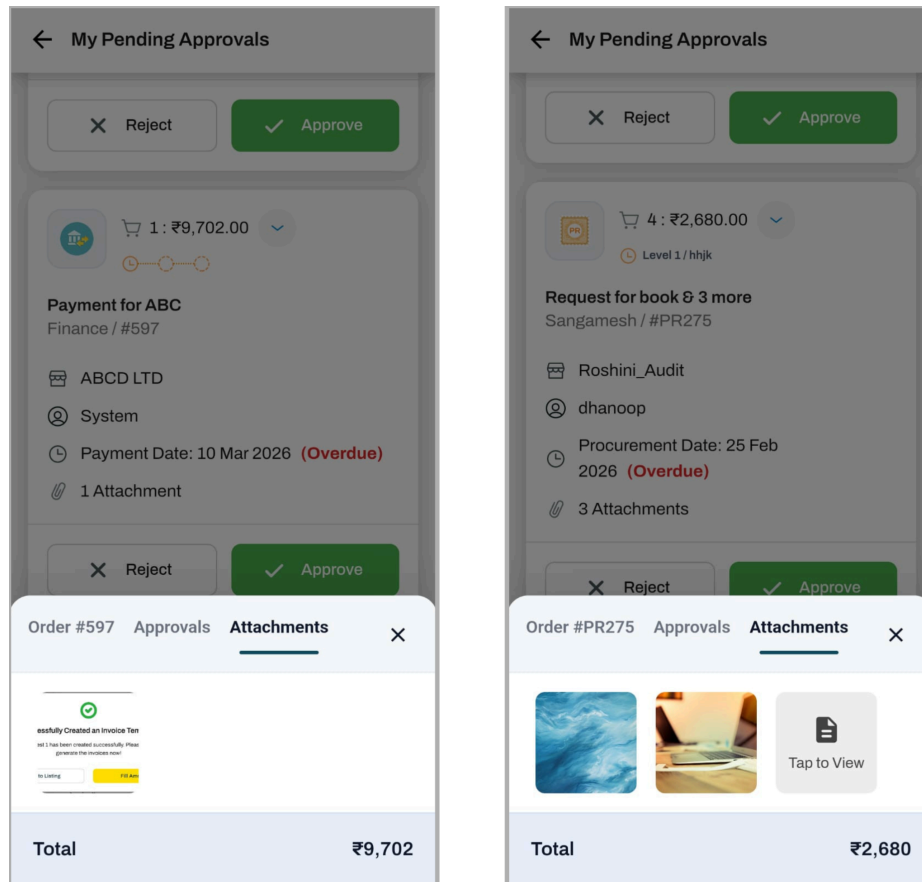
*Path: App >> Admin Console >> Purchase Approvals*

Pending purchase approvals on the app admin console was launched in January this year. This module allowed a quick view into unapproved purchase documents to take action on the go. For more complex cases, committee members were advised to log into the web dashboard to view full details.

However, on popular demand, supporting documents and attachments are now available in the app version of the module. Approvers can take better-informed decisions using their phones instead of logging in on a desktop.

For Committee Members:

- Review all relevant documents directly from the app before approving
- Faster approval process without switching to desktop



## Upload and Manage Sale Deed Documents via the App!

*Path: Resident App >> Community >> Documents & Dashboard >> Residents >> Owner Documents*

Owners can now upload their Sale Deed directly through the Flat Document section in the app. Earlier, only Rental Agreements could be uploaded with an approval flow on the dashboard.

With this update, the same approval process has been extended to Sale Deed uploads. Once uploaded by the owner, admins can review and approve the document from the dashboard by going to "Owner Documents" sub-menu, ensuring accurate and organized record-keeping.

This provides the following benefits:

1. Enables easy submission of sale deed documents by owners
2. Ensures admin verification through an approval workflow
3. Helps maintain clean and well-organized flat records

4:23 📶 🔋

← Add Document

**Type**

Flat

**Sub-Type**

Sale Deed


**Title**

Sale Deed

**Start Date**

01/04/2026

**Attachments**

 ✕

[Attach Photo/Document](#)

Add Document

Select Society: Sync2 Test UL 2026-2027 Financial Year FAQ Navashree Society Admin

People Hub >> Residents >> Owner Documents

+ Add Sale Deed Download Report

Building: Flats Status: Pending Start Date From: Start Date To: Submit

42 Results Found

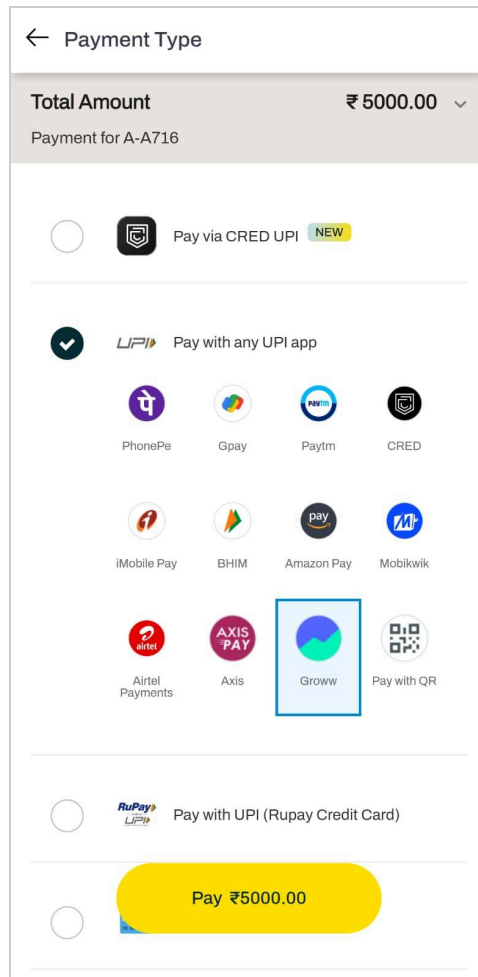
Flat	No. of Owners	Attachments	Status	Start Date	Uploaded On	Uploaded By	Actions
K3	1	<span style="background-color: black; color: white; padding: 2px;">Doc-1</span> <span style="background-color: black; color: white; padding: 2px;">Doc-2</span> <span style="background-color: black; color: white; padding: 2px;">Doc-3</span>	Pending	2026-04-16	2026-04-07	djodoo720@gmail.com	<span style="color: green;">👍</span> <span style="color: red;">👎</span>
K3	1	<span style="background-color: black; color: white; padding: 2px;">Doc-1</span> <span style="background-color: black; color: white; padding: 2px;">Doc-2</span>	Pending	2026-04-16	2026-04-07	djodoo720@gmail.com	<span style="color: green;">👍</span> <span style="color: red;">👎</span>
K3	1	<span style="background-color: black; color: white; padding: 2px;">Doc-1</span>	Pending	2026-04-16	2026-04-07	djodoo720@gmail.com	<span style="color: green;">👍</span> <span style="color: red;">👎</span>
K14	2	<span style="background-color: black; color: white; padding: 2px;">Doc-1</span>	Pending	2026-04-01	2026-04-01	abhishek.0912355@gmail.com	<span style="color: green;">👍</span> <span style="color: red;">👎</span>
No Flats Harsh Rocks	2	<span style="background-color: black; color: white; padding: 2px;">Doc-1</span>	Pending	2026-04-01	2026-04-01	nameo157@gmail.com	<span style="color: green;">👍</span> <span style="color: red;">👎</span>
A.121	1	<span style="background-color: black; color: white; padding: 2px;">Doc-1</span>	Pending	2026-04-01	2026-04-01	sanaarjan@gmail.com	<span style="color: green;">👍</span> <span style="color: red;">👎</span>
AoeSecure.aoesecure	1	<span style="background-color: black; color: white; padding: 2px;">Doc-1</span>	Pending	2026-03-01	2026-04-01	abhishek.0912355@gmail.com	<span style="color: green;">👍</span> <span style="color: red;">👎</span>
C.3035	2	<span style="background-color: black; color: white; padding: 2px;">Doc-1</span>	Pending	2026-03-18	2026-03-31	nameo157@gmail.com	<span style="color: green;">👍</span> <span style="color: red;">👎</span>
AoeSecure.aoesecure	1	<span style="background-color: black; color: white; padding: 2px;">Doc-1</span>	Pending	2026-03-01	2026-03-31	abhishek.0912355@gmail.com	<span style="color: green;">👍</span> <span style="color: red;">👎</span>
AoeSecure.aoesecure	1	<span style="background-color: black; color: white; padding: 2px;">Doc-1</span>	Pending	2026-03-01	2026-03-31	abhishek.0912355@gmail.com	<span style="color: green;">👍</span> <span style="color: red;">👎</span>
K13	3	<span style="background-color: black; color: white; padding: 2px;">Doc-1</span>	Pending	2026-03-01	2026-03-31	abhishek.0912355@gmail.com	<span style="color: green;">👍</span> <span style="color: red;">👎</span>
No Flats Harsh Rocks	2	<span style="background-color: black; color: white; padding: 2px;">Doc-1</span>	Pending	2026-03-01	2026-03-31	abhishek.0912355@gmail.com	<span style="color: green;">👍</span> <span style="color: red;">👎</span>
B.5	4	<span style="background-color: black; color: white; padding: 2px;">Doc-1</span>	Pending	2026-03-01	2026-03-25	teju.globussoft90@gmail.com	<span style="color: green;">👍</span> <span style="color: red;">👎</span>
B.5	4	<span style="background-color: black; color: white; padding: 2px;">Doc-1</span>	Pending	2026-03-01	2026-03-25	teju.globussoft90@gmail.com	<span style="color: green;">👍</span> <span style="color: red;">👎</span>

## Top UPI apps now available for Society Dues & Prepaid Meter payments

Earlier, Android users had access to 10 major UPI apps, while iOS users were limited to only 4 (Google Pay, PhonePe, CRED, and Paytm).

With this update, we've expanded support on iOS as well, now iOS users can access all top 10 UPI apps, just like Android users. This ensures a more consistent and seamless payment experience across platforms.

Furthermore, the number of apps supported for android has been expanded to ~20.




## Rupay Credit Card with UPI mode now supported for all customers!

We've introduced a new payment option: "Pay via UPI (RuPay Credit Card)".

- Alongside the existing "Pay using any UPI app", users will now see this additional option.
- By selecting it, users can choose from supported UPI apps and complete the payment using their linked RuPay Credit Card.

This gives users more flexibility, especially for those who prefer using credit via UPI for better control on spends and rewards.



## Security Dashboard Updates (Mar' 2026)

---

### Capture GPA holder name for a flat

*Path: Admin Dashboard >> Society >> Flats & Amenities >> Search the Flat >> Flat Additional Info >> Edit*

A new optional field called GPA Holder Name in the flat details section has been added to help admins maintain better records. This field can be found below the Registered Tenant Name when editing flat additional information and will be displayed in the Flat Additional Info section. The GPA Holder Name accepts up to 32 characters and is available for all flat types except Facility Type Flats. Please note that this field is for record-keeping purposes only and will not sync to other services or appear in reports.

Select Society  
Prod MyGate dev

2026-2027  
Financial Year

FAQ

Anlin Assisi  
Society Admin

Society >> Flats & Amenities

Occupant Type  
Owner

e-Intercom

Secondary Contact Number

Registered Owner Name \*  
Ria Stanly

Owner name displayed on invoice & receipts generated for the flat.

GPA Holder Name  
Krishnan

BHK Type

Built-up Area

Select Society  
Prod MyGate dev

2026-2027  
Financial Year

FAQ

Anlin Assisi  
Society Admin

Society >> Flats & Amenities

**Flat Additional Info:**

Registered Owner Name	Registered Tenant Name	GPA Holder	Built-up Area	BHK Type	Edit
Ria Stanly	-	Krishnan	-	-	Edit

Note: The details entered here will appear on all invoices, receipts, and accounting documents. Please review carefully before proceeding.

**Vehicle Details**

Parking Name	Vehicle Number	Type	Sticker Number	Edit	Delete
No Groups					

**Service Provider Details**

Name	Mobile Number	Type	Sub Type	Passcode	Profile	Hiring Details
------	---------------	------	----------	----------	---------	----------------

## Acephone Integration - Toll free number visibility in dashboard and console

Path: Admin Dashboard >> Home page

We're introducing a centralized contact number system to streamline communication between society admins and their Relationship Managers (RMs).

What's New:

- Society admins will now see a single, centralized number on their dashboard to reach their assigned RM, eliminating the need to update contact details whenever an RM changes

- This feature is being rolled out in phases to select societies
- Calls to the centralized number will be intelligently routed to the appropriate RM based on the caller's society association

Select Society: **Prod The Island Plus**

2026-2027 Financial Year

FAQ | Anlin Assisi Society Admin

MIS Report | Dues Report | Collection Report

MONTHLY INVOICE & COLLECTION TRACKER

Months: April | Bill Plan | Apply

39.1% Collected

Invoiced: 2,01,471.31 | Collected: 78,815.96 | Pending: 1,22,655.35

Send Reminder

BANK RECONCILIATION

Account Name	Ledger Balance	Reconciled Balance
8 Modal pilot	₹ 129.00	-
Amit BRS	₹ 8,88,638.04	-

Refresh Data | Last Refreshed: 5:24 PM

SERVICE PROVIDERS | View All

Inactive Profile: 144

New Added: 2

Add New

Relationship Manager for your society is **kamoperations@mygate.in**  
kamoperations@mygate.in | 08062451645 | More Help

5:31

Visitor/delivery entries cannot be processed due to pending dues  
Pay dues to restore access.

Admin console > View pending actions | 1 | 2

Quick Actions

Amenity Access | Amenities | Ask Society | Payments

Directory | Security | Home Planner | View More

5 Updates

Today's Entry Updates | View All >

Pre-approve | Daily Help

test pill | Cast your vote

5:32

Admin Console | Prod MyGate dev | Chat with Us

₹81,703.00 Security Deposit | ₹-25,989.00 Total Advance

Apr | May | Jun

Pending dues for the month: ₹90,45,000.00

0% Collection against April invoices

Send Dues Reminder

Purchase Approvals

Notice Board

mygate Club

Relationship Manager for your society is **kamoperations@mygate.in**  
kamoperations@mygate.in | 08062451645 | More Help

## Enhanced UI for Service Provider List

Path: Admin Dashboard >> People Hub >> Service Providers >> Service Provider List

We have redesigned the service provider listing page in the admin dashboard with a fresh, modern interface to improve usability and enhance admin experience. This redesigning also includes certain optimisations and updated layout with improved spacing. The existing functionalities remain the same – all the existing service provider data and features are intact.

People Hub >> Service Providers >> Service Provider List

**SERVICE PROVIDER LIST**

595 Results Found

Name	Mobile	Type	Sub Type	Company Name	Passcode	Passcode Status	Hired Flats	Last Active	Created On
Bindhu	<a href="#">show</a>	Daily Help	Maid		<a href="#">show</a>	ACTIVE	3 (ACETECH - 101, B - 2...)	31 Mar 2026	31 Mar 2026
D. F Ff	<a href="#">show</a>	Daily Help	Maid		<a href="#">show</a>	ACTIVE	4 (A - 89, ACETECH - 10...)	30 Mar 2026	27 Mar 2026
appsecure guard 04	<a href="#">show</a>	Society Security	Security Guard	VTech	<a href="#">show</a>	ACTIVE	1 (A - 001)	14 Apr 2026	29 Aug 2023
Kiran	<a href="#">show</a>	Society Security	Security Guard		<a href="#">show</a>	ACTIVE	1 (Security - Cabin)	13 Apr 2026	13 Apr 2026
Alphin Roy testing photo	<a href="#">show</a>	Daily Help	Driver		<a href="#">show</a>	ACTIVE	4 (A - 2, ACETECH - 200...)		20 Mar 2026
Reshma	<a href="#">show</a>	Daily Help	Maid		<a href="#">show</a>	ACTIVE	1 (p - 101)	9 Apr 2026	8 Sep 2023
Kiran	<a href="#">show</a>	Daily Help	Maid		<a href="#">show</a>	ACTIVE	<a href="#">+ ADD</a>	9 Apr 2026	9 Apr 2026
Test Gg	<a href="#">show</a>	Daily Help	Milkman		<a href="#">show</a>	ACTIVE	2 (A - 1639, ACETECH - ...)	30 Jan 2026	12 Dec 2025

**Add Service Provider**

Basic Details

Name \*

Mobile \*

Provider Type \*

Provider Sub Type \*

Society ID Number

Validity  
16/04/2029

Company

Profile Photo

Upload Profile Image : [Upload](#)

## Sales Deed Document Management

*Path: Admin Dashboard >> People Hub >> Residents >> Owner Documents*

Similar to the Tenant management module, we have enhanced our document management system to support Sales Deed uploads for flat owners. The owners can upload the sales deed documents from the documents page of the app. Once uploaded from the app, the admins can view these documents in the dashboard for approval. The *Owner Documents* page will show the number of owners registered, uploaded documents, start date, upload logs along with the action buttons to approve or reject the document. The admins can also upload sales deed on behalf of the owner by entering all the details mentioned above. Email notifications are sent to the owners to notify whether the admins have approved or rejected the sales deed upload. This feature is enabled by default for all societies and not controlled by a society setting.

*Note: We have renamed the Tenant Management module to 'Tenant Documents'.*

The screenshot displays the 'Owner Documents' page within the 'People Hub' section. The page includes a sidebar with navigation options, a top navigation bar with user information and financial year, and a main content area with filters and a table of documents.

**Navigation Sidebar (Left):**

- People Hub
- Residents
  - Resident List
  - UnRegistered Residents
  - Move In Move Out Requests
  - Tenant Documents
    - Owner Documents** (highlighted with a red box)
  - Main Gate Entry-Exit Report
  - Club Gate Entry-Exit Report
  - Deleted Residents
  - Rejected User Request Report
  - GDPR Deletion Requests

**Page Header (Top):**

- Select Society: Prod MyGate dev
- Financial Year: 2026-2027
- FAQ
- User: Anlin Assisi (Society Admin)

**Page Title:** People Hub >> Residents >> Owner Documents

**Buttons:** + Add Sale Deed, Download Report

**Filters:** Building: A, Flats: 6, Status: All, Start Date From, Start Date To, Submit, Reset Filters

**Table Data:**

Flat	No. of Owners	Attachments	Status	Start Date	Uploaded On	Uploaded By	Actions
A.6	5	Doc-1	Expired	2025-02-20	2025-02-20	rasna.k@mygate.in	
A.6	5	Doc-1	Expired	2025-02-20	2025-03-28	testbahrain044@gmail.com	
A.6	5	Doc-1	Approved	2026-02-02	2026-02-02	ajaygujjar424@gmail.com	
A.6	5	Doc-1	Expired	2026-02-01	2026-02-05	anlinassisi97@gmail.com	
A.6	5	Doc-1	Expired	2026-02-05	2026-02-05	anlinassisi97@gmail.com	
A.6	5	Doc-1	Approved	2026-03-01	2026-03-18	akkaraanlin@gmail.com	
A.6	5	Doc-1	Approved	2026-03-01	2026-03-18	akkaraanlin@gmail.com	
A.6	5	Doc-1	Approved	2026-03-02	2026-03-18	akkaraanlin@gmail.com	
A.6	5	Doc-1	Expired	2026-03-26	2026-03-26	anlinassisi97@gmail.com	

Select Society  
Prod MyGate dev

People Hub >> Residents >> Owner Documents

### OWNER DOCUMENTS

Building: A | Flats: 6 | Status: All | Start Date From: [ ]

Reset Filters

11 Results Found

Flat	No. of Owners	Attachments	Status	Start Date	Uploaded C
A 6	5	Doc-1	Expired	2025-02-20	2025-02-20
A 6	5	Doc-1	Expired	2025-03-28	2025-03-28
A 6	5	Doc-1	Approved	2026-02-02	2026-02-02
A 6	5	Doc-1	Expired	2026-02-01	2026-02-05
A 6	5	Doc-1	Expired	2026-02-05	2026-02-05
A 6	5	Doc-1	Approved	2026-03-01	2026-03-18
A 6	5	Doc-1	Approved	2026-03-01	2026-03-18
A 6	5	Doc-1	Approved	2026-03-02	2026-03-18
A 6	5	Doc-1	Expired	2026-03-26	2026-03-26

### Add Sale Deed

Building \*  
B

Flat \*  
1

Start Date\*  
17/04/2026

Upload Documents\* Upload  
3 (list) of type: png, jpeg, jpg, doc, docx, pdf and Max size- 5 MB.

Uploaded:  
Screenshot 2026-04-16 at 8.56.29 AM.png uploaded ✕

Remark  
Updated Sale Deed

Cancel Save